



Foto: Volker Emersleben

Introduction to the supplier management system of Deutsche Bahn

Supplier Management and Rating Tool: "SMaRT"

Welcome to SMaRT!

The last years have shown that both the market environment and our way of working with our suppliers have changed. In order to respond to the changed conditions and meet the demand for a new way or collaboration, we will introduce SMaRT (“Supplier Management and Rating Tool”).

What are the benefits of SMaRT?

SMaRT is an online platform to which not only our DB employees, but also you as our suppliers have access to it. Working together on one platform will increase the transparency within our procurement and enhance the communication between you and our purchasing units.

In detail, this means to you:

- Login for suppliers:
 - Maintain and update your own company profile and contacts to keep Deutsche Bahn AG informed about any changes
 - Upload your documents yourself whenever a new version is available to present your company to Deutsche Bahn AG in the best way
 - Communicate with your DB contact via this platform about your product portfolio, company news, innovation ideas etc
 - Work together with Deutsche Bahn AG on tasks and improvement measures
- The platform is offered in English and German that every user can set themselves. We therefore make the Deutsche Bahn AG more attractive to suppliers outside Germany.

More transparency and more collaboration on one platform.

SMaRT Homepage

On your homepage you can see all the information relevant to you and your current tasks.

1. All questionnaires, measures, prequalification's and evaluations (if any available) are displayed on the left. The individual areas are only shown if there is content. Each individual area can be collapsed by clicking on:



2. The right side is for your information. Information material and various messages and announcements can be displayed here. You can also view your product groups and the associated status at any time.
3. At the top left you will find the menu bar in which you can edit your profile, add new users, view or upload documents and edit your master data. You can open the menu bar by clicking on the following icon:



4. At the top right you can adjust your personal user settings and you can also submit feedback to the supplier management team. If you are assigned to several suppliers, you can switch between them at any time.



SMaRT – Your personal Homepage

3.
4.

☰
DB TESTUMGEBUNG
Testlieferant
🗨️
🌐

TESTLIEFERANT - HOMEPAGE
HELP

Your master data updates have been forwarded for approval.
All Master Data changes will be highlighted in yellow until approved. You can **overwrite the data at any time** before they are reviewed and resubmit them again.

🔍 Self-assessments to perform 10

☑ Active tasks 8
export show all

☑ Pre-qualifications 9
Add

Please click [here](#) to enter the google

ID	CATEGORIES	STATUS
140319	99999 Testcommodity 5 99999992 Testwarengruppe 8 2	New
130286	10576 Weichenheizungen-Errichtung 10576 Weichenheizungen-Errichtung	Cancelled
130281	99999 Testcommodity 5 [x] Testwarengruppe 6 6	In progress supplier
120271	41206 Engineering Services: Rail Vehicles 4120610 Engineering Services: Rail Vehicles	Closed
120270	104A03 Lifting jacks, lifting lines 104A03 Lifting jacks, lifting lines	Closed
120269	21180 Lärmschutz (Schallschutz) 21180500 sonstige Lärmschutzmaßnahmen	Cancelled
120268	21180 Lärmschutz (Schallschutz) 21180300 Lärmschutz aus Gabionen	Closed
120258	417F03 Renting locomotives 417F03 Renting locomotives	Closed
120232	41801 Software Development 41801001 Software Development	In progress PQ Team

⏪ 1 ⏩
1 - 9 of 9 items

🔍 Past Assessments 9

📰 News 1

NEUE LIEFERANTENHOMEPAGE

Die Lieferantenhomepage wurde überarbeitet
📎 Anleitung neue Benutzeroberfläche.pdf

📖 Library and support materials 0
Browse library

📧 Your feed 18
clear all

👤 Role

ROLE
SUPPLIER

BU RELATIONSHIP

Deutsche Bahn AG

📁 Category Approval

99999765_MarekJ ✔ Prequalified

Engineering Services: Rail Vehicles ✔ Prequalified

Erdungs- und Sanierungsarbeiten für Oberleitungsanlagen ✔ Prequalified

Oberleitungsanlagen Instandhaltung ✔ Approved

Planung Technische Gebäudeausrüstung ⚠ Expired

Schienenbearbeitung Gleise ⚠ Expired

Testcommodity 5 ✔ Prequalified

[Show details](#)

[Show categories](#)

1.
2.

Profile administration

- You can maintain and update your company master data yourself at any time.
- For example, you can change your company's address, legal information, number of employees, sales data, etc.
- You can also add descriptions to your company.

- As soon as you have been verified as a suitable supplier by Purchasing at Deutsche Bahn AG, you can view your commodity status on the right side of your home page at any time.
- If you would like to select further product groups after your self-registration, you must click in the right area on your start page for your commodities on “Show details”. There you can select any other product groups by clicking on “NEW”.
- In the area of your commodities, you can see the current commodities of Deutsche Bahn. You can access the commodity tree by clicking on “Show commodities”.

FOR YOUR INFORMATION ONLY

Category status „**Approved**“ means:

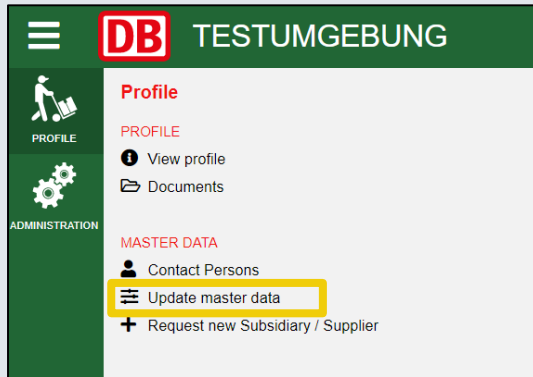
A DB employee has had a look on your company profile, documents, certificates, financial information etc. and – when fulfilling the minimum requirements per product category – marks your company as an eligible supplier.

Update your profile data (1 / 2)

- Step 1: Click on the following symbol in the top left to open the menu bar:



- Step 2: In the menu bar, select the "PROFILE" item and select "Update master data".



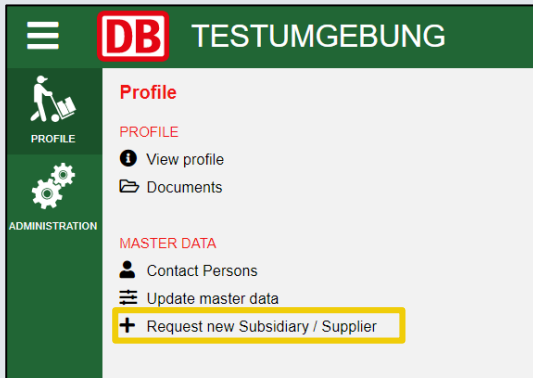
- Step 3: An overview opens with your stored master data. Here you can update or add to your master data. Simply enter the desired change in the relevant master data field. If changes have already been submitted, these will be displayed in the upper area.

Update your profile data (2 / 2)

- Step 4: After you have made all changes click on „SAVE“ on the lower left side of the screen.
- Information:
 - The following fields require the approval of our internal Supplier Master Data department. Please keep in mind that you need your current letterhead uploaded in SMaRT.
 - Name
 - City
 - Country
 - DUNS Number
 - Legal form
 - Postcode
 - Province
 - Street
 - Tax ID
 - Trade register ID
 - Vat EU ID
 - Vat Tax ID

Create additional supplier profiles

- If you already have access to a supplier profile in SMaRT, you can create additional suppliers. You can find this option in the menu bar under "PROFILE" and "Request new Subsidiary / Supplier".



- Here you can select different linking options. You can create a subsidiary, a company that supplies your company or a main company. After you have submitted the application, it is checked by the master data management team at Deutsche Bahn. After a successful check and activation, you will receive an email and can switch between the different supplier profiles using the dropdown in the upper right area.



Upload and update of documents/ certificates in SMaRT (1 / 2)

- To manage your documents or to upload new documents, you have to open the menu bar. Select the menu item "PROFILE" and select "Documents".



- You can upload your documents that you want the Deutsche Bahn to be aware of e.g., certificates, CSR reports etc. Add new documents by clicking on "ADD NEW". Depending on the file type, you can preview your uploaded documents
- Documents can be given an expiration date and reminders can be added, in order to have an email sent to yourself or a co-worker of your choice some time prior or after the expiration date.
- Documents can only be deleted within 24 hours after the initial update.

Upload and update of documents/ certificates in SMaRT (2 / 2)

- When you want to upload new documents follow the next steps:
- Step 1: Click on “Add new” in the document tab
- Step 2: Select a “Type”, upload you document and set a name for it. You are also able to add a description and select the Deutsche Bahn Business Unit.
- Step 3: Furthermore, you can set a „Valid until“ date for the document and set automatic reminders for you or a colleague and define the parameters for it.

ADD

Type *

Valid from Valid until

File *

Name *

Description

DB BU

Document reminders + supplier

30 In advance

Send to

No reminders added

SAVE

CANCEL

Prequalification – Start the process

- If you want to start a new prequalification for a commodity, you can do this via the start page in the middle area. Click on “Add”.

Your master data updates have been forwarded for approval.
All Master Data changes will be highlighted in yellow until approved. You can **overwrite the data at any time** before they are reviewed and resubmit them again.

Self-assessments to perform 10

Active tasks export show all 8

Pre-qualifications Add 9

Please click [here](#) to enter the google

ID	CATEGORIES	STATUS
140319	99999 Testcommodity 5 99999992 Testwarengruppe 8 2	New
130286	10576 Weichenheizungen-Errichtung 10576 Weichenheizungen-Errichtung	Cancelled

News 1

NEUE LIEFERANTENHOMEPAGE
Die Lieferantenhomepage wurde überarbeitet
Anleitung neue Benutzeroberfläche.pdf

Library and support materials Browse library 0

Your feed clear all 18

Role

ROLE
SUPPLIER

- After that select, the category that you need and confirm the terms and conditions by checking the two checkboxes.
- It is possible that fees may apply to some categories. In any case the fees will be displayed.
- Click on „Add“ to start the PQ-process. The internal DB staff will get notified.

Management of tasks in SMaRT

- On the home page you can see the current tasks assigned to you.
- By clicking on one you can add requested information.
- In addition, you can, if you are responsible for the task, add subtasks, comments and documents.
- New tasks assigned to you by the DB staff will also be notified by email.

Active tasks
export
show all
8

TASK	CREATED	DUE	STATUS	
Reklamationsantrag [Bestellnummer]	7/18/2019	11/15/2019	New	↗
[Projektnummer] [Datum] Lieferantengespräch	7/18/2019	11/15/2019	New	↗
[Projektnummer] [Datum] Lieferantengespräch	7/18/2019	11/15/2019	New	↗
Hinzufügung	7/19/2019	8/18/2019	New	↗
Lieferantengespräch [Projektnummer] [Datum]	8/20/2019	12/18/2019	New	↗
Lieferantengespräch [Projektnummer] [Datum]	8/20/2019	12/18/2019	New	↗
Vervollständigung Lieferantenprofil	8/20/2019	10/19/2019	New	↗
Lieferantengespräch [Projektnummer] [Datum]	8/23/2019	12/21/2019	New	↗

1 - 8 of 8 items

Schulung

EDIT TASK

TASK NAME
[Projekt: 121212] [01.06.2018] Lieferantengespräch

DESCRIPTION
Wir würden gerne demnächst unser Lieferantengespräch mit Ihnen führen. Hierbei geht es um:
- Review der Leistung (Qualität, Kosten, Termintreue)
- Ideen zur Prozessverbesserung

DUE DATE: 8/31/2018
STATUS: In progress
PRIORITY: Normal
VISIBILITY:

RELATED TO
 Schulung
Musterstadt, Germany

Attachments + add
No attachments added

Comments + add
 Lieferant, Schulung 1d ago NEW
Termin mit Herrn Muster vom DB Einkauf abgestimmt: 04 Juni 2018

Subtasks + add

- Termin vereinbaren 3/4/2018 Not assigned
- Unterlagen dem Lieferanten vorab zur Verfügung stellen Not assigned
- New 1/13/2018 Not assigned

Persons involved + supplier

- DBEinkauf, Schulung** Supervisor
- DEMO
- Lieferant, Schulung Responsible
- Schulung

Change log hide

DATE	CHANGE	BY
1/3/2018	Subtask changed - from New(Termin vereinbaren) to Completed	Lieferant, S.
1/3/2018	Status - from New to In progress	Lieferant, S.
1/3/2018	Person added - Lieferant S.	DBEinkauf, S.
1/3/2018	Created	DBEinkauf, S.

Deutsche Bahn AG | Supplier Management SMaRT | Berlin | January 2021

Management of tasks in SMaRT - Change the status

- When you want to change the status of the task click on „Status“
- You can choose between three status :
 - „In Progress" - measure is in progress you
 - "Rejected" - you do not accept the measure
 - „Submitted" - completing the measure
- The DB Staff who started this task will be notified

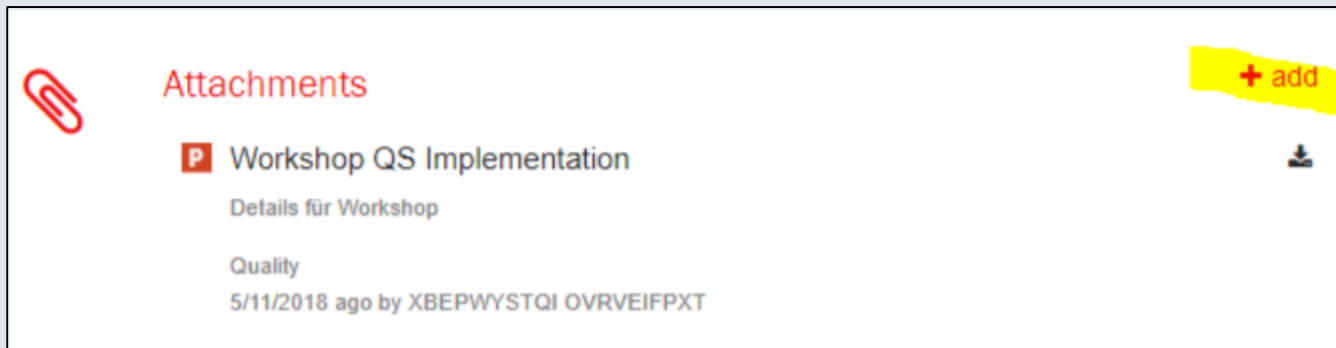
The DB staff will then update the status to either „Completed“ or „Rejected“. In the latter, you have the possibility to adjust the task again.

The screenshot shows the 'EDIT TASK' interface for a task named '[Projekt: 121212] [01.06.2018] Lieferantengespräch'. The task is currently in 'In progress' status. The interface includes sections for Subtasks, Persons involved, Attachments, and Comments. A callout box highlights the 'STATUS' dropdown menu.

A callout box shows the 'STATUS' dropdown menu. A red box labeled 'PREVIOUS STATUS Rejected' points to the 'In progress' option in the dropdown. The dropdown menu lists the following options: 'In progress', 'In progress', 'Rejected', and 'Submitted'.

Management of tasks in SMaRT – Upload a attachment


- When editing a measure, you can upload documents
- The systems of tasks related documents is similar to the one for the upload of profile documents
- Step 1: Click in the detail view of the action to „Add“



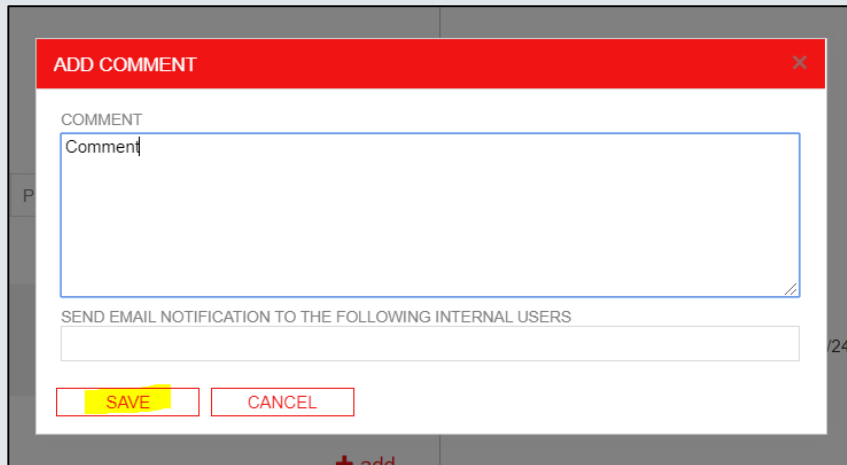
- Step 2: Upload your document (same as mentioned before)

Management of tasks in SMaRT - Add a comment

- When editing a measure, you can add comments
- Step 1: Click in the detail view the action „Add“

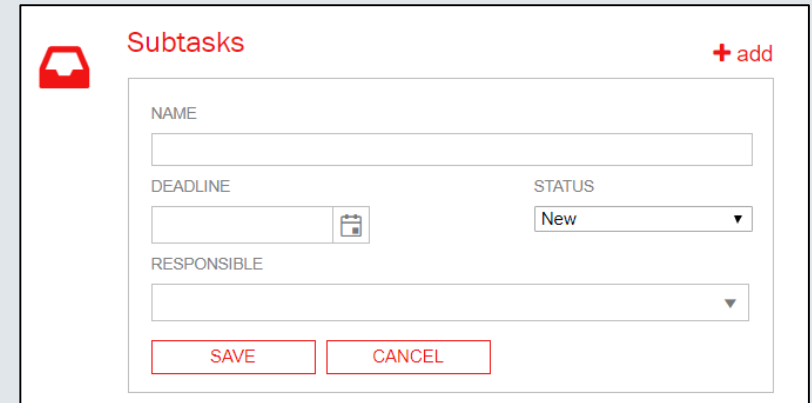


- Step 2: Type in your comment in the comment section. You are able to inform the internal DB staff involved in the task by selecting their User in the box below the comment section. That way the selected person will receive an E-Mail.



Management of tasks in SMaRT - Define a sub-task

- When editing a measure, you are able to define sub-tasks.
- Step 1: To create a sub-task, click on „add“
- Step 2: Enter the task Name.
- Step 3: Set a deadline for the task is to be processed.
- Step 4: Select the appropriate status from „New“
- Step 5: Select the person who is responsible for the sub-task. This can be only a contact person for DB.
- Step 6: Save the task by clicking "SAVE". The task is now visible in the overview of the measure



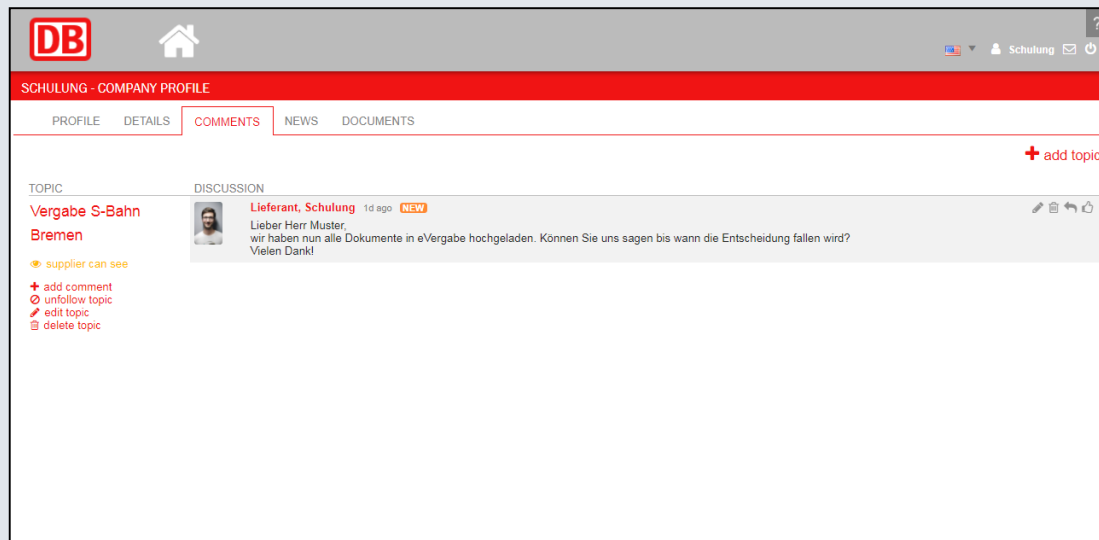
The screenshot shows a web form titled "Subtasks" with a red train icon on the left and a "+ add" button on the right. The form contains the following fields:

- NAME:** A text input field.
- DEADLINE:** A date input field with a calendar icon.
- STATUS:** A dropdown menu currently showing "New".
- RESPONSIBLE:** A dropdown menu for selecting a contact person.

At the bottom of the form are two buttons: "SAVE" and "CANCEL".

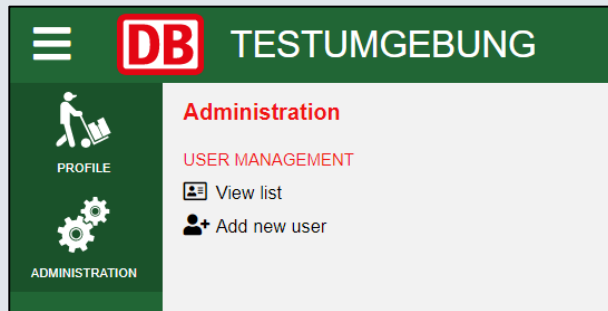
Exchange of information through comments feature

- Simple and direct exchange of information within your supplier profile. Comments can be added by both suppliers and Deutsche Bahn.
- Step 1: On your home page, click “View Profile” in the left pane.
- Step 2: Click on the “Comments” tab.
- Step 3: Select the "Add Topic" box on the top right of the screen.
- Please provide comments on active prequalification requests in the respective process (tab overview)



Usermanagement

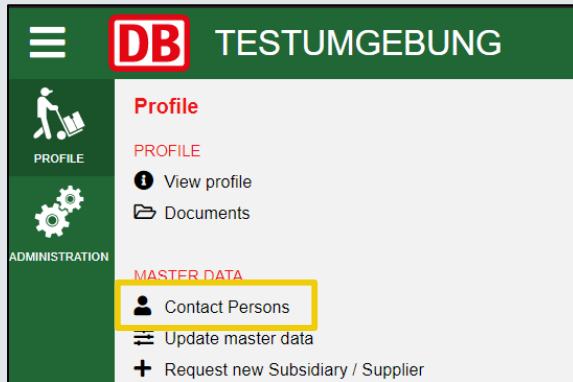
- Within SMaRT you have the option of adding, editing and deleting additional supplier users.
- You can also save colleagues as contact persons for Deutsche Bahn. Various types are available to you, such as "Key Account Manager", "Management", "Assistance" etc.
- The user administration can be reached via the menu item "Administration" in the menu bar. The items "View list" and "Add new user" are available to you here.



- With the help of the menu item "View list" you can see all supplier contacts that are assigned to your supplier profile. You can edit all users. If you want to create a new supplier user, select "Add new user". When creating a new user, you have the option of restricting the user's rights in the red area "Important information". Select the option that applies.

Usermanagement – Contact Persons

- To add new contact persons or to edit existing ones, select “Contact Persons” in the menu bar under “PROFILE”.



- In the overview of the contact persons, you can see both your supplier contact persons and your contact persons at Deutsche Bahn such as those responsible for commodities, contact persons for general purchasing, etc.
- You can add a new supplier contact by clicking on "Create new supplier contact". You can select existing supplier users or use this function to create a new supplier user. This subdivision is made via the selection items “Existing contact person” or “New contact person”. If you use this function to create a new user, make sure that the corresponding checkmark is set for full access.

Feedback or report technical issues

- Within SMaRT you have the option to report feedback or technical problems directly to the supplier management team at any time. To do this, click on the speech bubbles at the top right.



- You can explain your problem in the window that opens. Try to provide as much information as possible so that the problem can be identified and resolved as quickly as possible. As soon as you click on “Send”, the SMaRT technical team will receive an information email directly. Please do **NOT** use the feedback function for general questions about the system or, for example, for questions about your ongoing prequalification process. To do this, use the various comment functions such as within the prequalification process or the task. If you have general questions, please contact the Deutsche Bahn contact person you have assigned in your supplier profile or contact Einkauf-Online.

FEEDBACK

Feedback for the current page "Add user". If you want to give feedback for another page, simply open that page and click on [🔗](#).

SPEED

★ ★ ★ ☆ ☆

FUNCTIONALITY

★ ★ ★ ☆ ☆

I'M CONNECTING FROM

Office ▼

YOUR COMMENT

This is URGENT, I would like to receive a reply as soon as possible.

Send
Cancel

How to contact us for any additional questions

Einkauf Online

Opening hours:

Monday to Friday : 9:00 to 15:00

Suppliers hotline

Monday to Friday : 9:00 to 15:00

E-Mail (einkauf-online@deutschebahn.com)

Phone: 0049 1806 67 30 40

Fax/Telefax: 0049 69 26521410